


K.S. INSTITUTE OF TECHNOLOGY


No.14, Raghuvana Halli, Kanakapura Main Road, Bangalore- 62.

BALANCE SHEET AS ON 31ST MARCH, 2023

LIABILITIES	SCH	AMOUNT (Rs.) 31-3-2023	AMOUNT (Rs.) 31-3-2022	ASSETS	SCH	AMOUNT (Rs.) 31-3-2023	AMOUNT (Rs.) 31-3-2022
GENERAL FUND A/c:							
Opening Balance		67,04,60,934	63,30,01,606	FIXED ASSETS	3	21,18,57,390	22,79,93,083
Add: Excess of Income over Expenditure		9,32,49,633	3,74,59,328				
		76,37,10,567	67,04,60,934	DEPOSITS & ADVANCES	4	34,17,56,520	29,42,43,217
Advances Received	1	1,08,69,890	84,51,210	CASH & BANK BALANCES	5	22,81,47,350	16,41,57,982
Other Liabilities	2	71,80,804	74,82,136				
TOTAL		78,17,61,261	68,63,94,283	TOTAL		78,17,61,261	68,63,94,283

SUBJECT TO OUR REPORT OF EVEN DATE



(R. RAJAGOPAL NAIDU)
PRESIDENT


(R. LEELA SHANKAR RAO)
SECRETARY

FOR L. KRISHNA MOORTHY & CO
CHARTERED ACCOUNTANTS
Firm Reg. No. 001491S


(NEERAJAKSHULU T)
TREASURER




(M. YOGAMURTHY)
COMMITTEE AUDITOR

PRINCIPAL
K.S. INSTITUTE OF TECHNOLOGY
BENGALURU - 560 109


(L. KRISHNA MOORTHY)
PARTNER

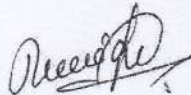
Mem. NO. 024772
UDIN 23024772-B6 XJTV1203




K.S.INSTITUTE OF TECHNOLOGY

INCOME & EXPENDITURE A/C FOR THE YEAR ENDING 31st MARCH-2023


	EXPENDITURE	SCH.	AMOUNT (Rs.) 31-3-2023	AMOUNT (Rs.) 31-3-2022		INCOME	SCH.	AMOUNT (Rs.) 31-3-2023	AMOUNT (Rs.) 31-3-2022
To	Establishment	1	8,54,95,889	8,31,21,589	By	Fee Collection	6	20,45,75,725	15,42,07,960
"	Academic Expenceses	2	1,83,09,155	1,30,20,276	"	Bank Interest	7	93,67,354	48,14,856
"	Adminstrative Expenses	3	76,79,788	65,16,081	"	Academic Receipts	8	26,65,050	21,08,567
"	Other Overheads	4	3,81,625	1,71,658	"	Other Receipts	9	15,23,139	5,47,065
"	Property Tax		22,62,995	2,87,240		<u>Hostel Receipts</u>	10		
"	<u>Hostel payments</u>	5			"	Food & Accomidation		3,59,66,074	1,90,76,940
"	Hostel Maintenance		1,90,68,847	76,73,700					
"	Hostel expenses (KSIT)		87,868	45,06,075					
"	Depreciation		2,75,61,540	2,79,99,458					
"	Excess of Income over Expenditure.		9,32,49,633	3,74,59,328					
	TOTAL		25,40,97,342	18,07,55,385		TOTAL		25,40,97,342	18,07,55,388


(R.RAJAGOPAL NAIDU)
PRESIDENT


(R.LEELA SHANKAR RAO)
SECRETARY

FOR L.KRISHNA MOORTHY & CO
CHARTERED ACCOUNTANTS
Firm Reg. No.001491S


(NEERAJAKSHULU T)
TREASURER


(M.YOGAMURTHY)
COMMITTEE AUDITOR


(L.KRISHNA MOORTHY)
PARTNER

Mem.NO.024772
UDIN 23024772.BG.XJT.V.203



PRINCIPAL
K.S. INSTITUTE OF TECHNOLOGY
BENGALURU - 560 109



K.S.INSTITUTE OF TECHNOLOGY
SCHEDULES TO INCOME & EXPENDITURE A/C FOR THE YEAR
ENDING 31st MARCH-2023

SL.No.	EXPENDITURE	AMOUNT (Rs.) 31-3-2023	AMOUNT (Rs.) 31-3-2022
1	Establishment		
	Salaries to staff	8,01,26,077	7,33,42,381
	Staff EPF Contribution	24,82,352	25,15,877
	Staff ESIC	2,89,100	2,75,636
	Staff Gratuity	13,31,056	59,85,885
	Staff PT Renewal fee	2,500	2,500
	Security Service	11,74,931	9,39,371
	Conveyance Charges	89,873	59,919
		8,54,95,889	8,31,21,569
2	Academic Expenes		
	Advertisement	43,12,174	40,37,710
	Admission Promotion Charge		2,69,395
	1st year Inauguration	12,58,578	
	COMEDK/Lib.Consortium	45,000	1,45,000
	AICTE Fee	3,00,000	
	Cultural Programme	6,04,554	5,59,983
	Department Expenses		34,983
	K.Rajyothsava/ Women's day	22,070	
	HODs expenses	10,733	
	CSI Training fee	87,000	
	Examination Exps.	94,941	95,111
	Internet Charges	8,11,840	10,17,760
	ISTE / IETE/KSCST	1,15,129	2,64,301
	IPR cell	40,588	
	Lab Maintenance	1,82,415	2,74,730
	Library expenses	28,654	51,216
	Merit Scholarship	4,18,200	
	Misc. Expenses.	22,619	58,940
	NSS Programme	2,49,946	33,335
	NBA	1,24,140	3,39,628


Contd...2

(Signature)


PRINCIPAL
K.S. INSTITUTE OF TECHNOLOGY
BENGALURU - 560 109


	Alumini Meet	95,729	40,124
	Placement Training fee	16,37,240	6,58,606
	Sports & Games	5,91,516	4,84,667
	Online exam Remuneration	1,01,615	1,01,450
	Printing & Stationery	19,95,871	10,51,724
	Faculty Development Programme	23,001	
	Professional Charges/ Honorarium	12,75,500	4,36,000
	Transportation charges	6,520	2,650
	Medical Expenses	3,906	64,798
	Remuneration to visiting Faculty	3,56,600	73,431
	Research & Development	1,82,740	9,26,067
	Vehicle Maintenance	26,33,193	17,96,925
	Workshop & Seminars/National Conf.	6,77,143	2,01,742
		1,83,09,155	1,30,20,276
3	<u>Administrative Expenses</u>		
	Auditor's fee	20,000	20,000
	Electricity charges	22,91,770	18,76,465
	Generator Maintenance	1,56,203	98,876
	House keeping Exps.	21,46,629	16,68,464
	Insurance	1,40,536	1,41,372
	Meeting/sitting fee	1,88,241	37,929
	News papers	18,539	25,297
	Office Maintenance	2,04,554	47,938
	Postage & Telegrams	14,188	17,297
	Repairs & Maintenance	22,73,351	24,36,297
	Staff Welfare	83,312	61,403
	Telephone Charges	1,21,873	78,376
	Travelling expenses	20,592	6,367
		76,79,788	65,16,081
4	<u>Other Overheads</u>		
	Bank Charges/ Interest	35,748	1,286
	Garden Maintenance	1,69,765	31,407
	Pooja / Dasara expenses	1,76,112	1,38,965
		3,81,625	1,71,658


Contd...3



 * PRINCIPAL
 K.S. INSTITUTE OF TECHNOLOGY
 BENGALURU - 560 109

	INCOME	AMOUNT (Rs.) 31-3-2023	AMOUNT (Rs.) 31-3-2022
6	<u>Fee Collection</u>		
	Tution fee	20,86,18,405	15,54,17,040
	Refund	40,42,680	12,09,080
		20,45,75,725	15,42,07,960
7	<u>Bank Interest</u>		
	SB Interest	9,77,123	13,94,191
	FD Interest	81,77,940	34,09,349
	Add: KSIT Hostel	2,12,291	11,316
		93,67,354	48,14,856
8	<u>Academic Receipts</u>		
	Bus Fee	24,10,080	14,30,215
	Examination expenses	57,560	
	Research Development		3,10,000
	Sports & Games		80,000
	ISTE Fee		7,455
	Online exam return.	1,97,410	280897
		26,65,050	21,08,567
9	<u>Other Receipts</u>		
	Consultacy Service	8,00,000	4,69,750
	IPR Cell	50,000	
	Balances Writen off	5,61,125	
	Miscellaneous	1,08,879	77,281
	Add: KSIT Hostel	3,135	34
		15,23,139	5,47,065


(R. RAJAGOPAL NAIDU)
PRESIDENT


(LEELA SHANKAR RAO)
SECRETARY


(NEERAJAKSHULU T)
TREASURER


(M. YOGAMURTHY)
COMMITTEE AUDITC


PRINCIPAL
K.S. INSTITUTE OF TECHNOLOGY
BENGALURU - 560 109

K.S.INSTITUTE OF TECHNOLOGY

RECEIPTS & PAYMENTS FOR THE YEAR ENDING 31ST MARCH, 2023

RECEIPTS	AMOUNT (Rs.)	AMOUNT (Rs.) 31-3-2023	AMOUNT (Rs.) 31-3-2022	PAYMENTS	AMOUNT (Rs.)	AMOUNT (Rs.) 31-3-2023	AMOUNT (Rs.) 31-3-2022
Opening balance:				1st year Inauguration		12,58,578	
Cash	29,517		9,835	Admission Promotion Charges		15,36,671	2,69,395
Union Bank (A/c 000032)	2,32,188			Advertisement		27,75,503	40,37,710
Axis Bank (93916)	3,31,93,518		3,86,28,001	Library Consortium			1,00,000
Union Bank (AB 009)	73,28,202	4,07,83,425	9,69,781	AICTE fee	3,00,000		
			3,96,07,617	Alumini Meet		95,729	40,124
Application fee	1,77,000		1,51,000	Ananya		5,85,504	
Fee Collection	17,47,13,514		14,86,43,428	Buses			48,75,600
COMED-K Fee	86,11,781		47,48,692	Audit fee	20,000		20,000
KEA Fee Collection	2,51,66,110	20,86,68,405	18,73,920	Bank Charges	35,748		1,287
			15,54,17,040	BDA/Building Tax	22,62,995		2,87,240
Bus Fee Collection				COMEDK fee	45,000		45,000
Students	19,02,500		10,58,200	Caution Deposite KS Hostel			60,000
Staff	5,07,580	24,10,080	3,72,015	Conveyance charges		89,873	59,919
			14,30,215	Computers			
VTU Exam Fee		48,27,926	36,43,124	AIML-computers	20,32,550		
F. D - Axis Bank Matured - Union Bank		6,00,00,000	8,40,01,327	Physics -Computer			41,890
		12,56,33,772		EC Computers	2,21,840		10,23,360
FD-Andhra Bank Matured			2,96,83,845	CS Computers	5,77,610		10,65,250
FD- Karnataka Bank		7,13,73,868	3,00,00,000	Placement- Computers	4,35,710		
Interest on FDs		81,77,940	34,09,349	Mech. Computer			2,44,560
				B.Sc computer			18,000
Bank Interest (SB A/cs)		9,77,123	13,94,191	Office Computers	1,62,014		
Ananya		37,500		TC Computers	2,77,350	37,07,074	18,000
Sale of Bus		16,000					24,11,060
Examination expenses		57,560		Projectors			
KSCST		82,000		AIML Department	44,696		7,708
K.S.Hostel fee		1,98,516	55,25,230	B.Sc. Department	3,57,570		
KSPU College		2,88,447		Ec Department	2,68,176		11,909
Miscellaneous Income		1,08,879	77,281	ME- Department	89,392		10,308
				CSD Department	44,696		
Staff LIC		4,63,466	4,78,908	CS Department	1,78,784		5,058
Staff Group LIC		80,728	79,074	Office	1,34,088	11,17,402	
Staff Professional Tax		3,65,800	3,25,200				34,983
Staff PT (KSPUC)		18,800		CSD Dept. Expenses		10,738	
Staff Income Tax		30,19,105	32,27,003	Fee Refund		40,42,680	12,09,080
PPF Contribution		23,02,239	23,17,555	Electrical Items		99,827	1,49,574
Contribution		66,500	64,382	Electricity Charges		23,12,860	18,87,748
Student Education Loan		2,30,000	90,000	AIML Lab Equipments		1,96,855	
Student Scholarship		1,800	29,99,965	Electronics Lab		13,10,000	2,31,498
TDS		4,18,322	5,73,947	CSI Training fee		87,000	
Remuneration to Examiners		3,40,908	5,11,837	Examination Expenses		94,941	95,111
Repairs & Maintenance		3,51,328		F D - Axis Bank		16,50,00,000	5,70,00,000
TC - Computers		37,500		FD- Karnataka Bank		5,14,59,708	6,03,40,272
Consultancy Service		8,00,000	4,69,750	FD- Union Bank		9,57,34,923	6,03,11,939
Lab Maintenance		3,36,600	5,000	Furniture & Fixtures			
Online exam remuneration		1,97,410	2,80,897	Furniture- CS	1,72,634		9,587
Electricity Charges		21,090	11,283	Furniture- AIML	56,050		9,994
Vehicle Insurance		86,971		Furniture- EC	78,470		
Student /Teachers welfare fund		3,080	2,960	Furniture-office	45,076		
				Furniture-Library	2,15,100		
				Furniture - KSIT	5,80,159	11,47,489	
				Faculty Development Programme		36,001	

Contd...2


PRINCIPAL
K.S. INSTITUTE OF TECHNOLOGY
BENGALURU - 560 100

Student Excess fee	4,76,740	2,94,980	Physics Lab	84,075	
FDP	13,000		Garden Maintenance	1,69,765	31,407
National Conference	68,092		Generator Maintenance	1,56,203	98,876
Workshop & Seminars	50,556		Graduation Day	56,550	5,55,818
Telephone Deposit	632		KS Hostel Fee refund		36,000
Students Group Insurance	73,830	1,10,285	Honorarium	7,08,000	3,54,000
VTU fee	25,82,775	31,19,300	House keeping Exps.	21,46,629	16,68,464
Student's Uniform	5,00,000	8,93,133	KS PU College Exps		2,88,447
R&d EC		45,000	National Conference	1,38,033	
R&D Mechanical		2,65,000	NSS programme	2,49,946	33,335
Mech. Compute		36,400	IETE	40,750	
sports and Games		80,000	IPR Cell	40,588	
Institute of Students		7,455	Kannada Rajyothsava	5,359	
Technical Education		52,000	Women's day celebration	16,711	4,165
Karnataka State Council		55,000	Insurance	1,40,536	1,41,372
Science & Technol			Internet charges	8,11,840	10,17,760
KS Hostel Caution Deposite			Institute of Students Technica	90,015	2,64,301
			Education		12,05,000
			K.S. Hostel		45,06,075
			K.S.Hostel Expenses	87,868	
			Kammavari Sangham	3,77,50,000	1,43,00,000
			Karnataka State Council		
			Science & Technology	66,364	52,000
			<u>Lab Maintenance</u>		
			Mechanical		27,379
			AIML Lab		29,701
			TC Lab	3,750	
			ME Lab	69,337	
			Ec Lab	1,32,112	81,633
			CSD Lab	6,000	
			Cs Lab	2,88,096	83,438
			Chemistry Lab	19,720	57,579
				5,19,015	2,79,730
			Library Books	1,01,817	1,00,981
			Library Expenses	28,654	51,216
			Sports & Games	5,91,516	4,84,667
			Medical Expenses	3,906	64,798
			Meeting expenses	41,441	17,929
			Sitting Fee	1,46,800	20,000
			Sports Equipment		75,182
			Merit Scholarship	4,18,200	
			Miscellaneous Expenses	22,619	58,940
			NBA Expenses	1,24,140	3,39,628
			News papers & Periodicals	18,539	25,297
			Electrical Equipment	53,980	
			Office Equipments	6,15,949	2,98,384
			Office Maintaince		47,938
			Maruthi Van	5,39,065	
			Hostel Equipment (WIFI)	4,13,000	
			Online exam Remuneration	1,01,615	1,01,450
			Placement Equipments	1,15,000	13,074
			Placement Training	16,37,240	6,58,606
			Pooja/Dasara expenses	1,76,112	1,38,965
			Postage & Telegrams	14,188	17,297
			Printing & Stationery	19,95,871	10,51,724
			Professional charges	5,67,500	82,000
			Remuneration to examinars	2,73,937	4,46,029
			Remuneration to Visiting faculty	3,56,600	73,431

Contd...3

(Signature)

PRINCIPAL
K.S. INSTITUTE OF TECHNOLOGY
BENGALURU - 560 109

			Research & Development			
			Computer Science			1,27,878
			Electronics			1,01,264
			Mechanical			6,96,925
			VTU Research Grants			9,26,067
			Repairs & Maintenance		25,24,852	37,400
			Research & Development		1,82,740	22,86,723
			Office Maintenance		2,04,554	
			<i>Salaries to staff</i>		8,01,26,077	7,33,42,381
			Security Service		11,74,931	9,39,371
			Staff EPF Contribution		24,99,224	25,48,917
			EPF MGT Contribution		23,08,995	23,51,608
			Staff ESIC		89,030	86,949
			ESIC MGT Contribution		2,60,165	2,52,026
			Staff Gratuity		13,31,056	59,85,885
			Staff Group LIC		1,05,134	55,158
			Staff Income Tax		28,99,880	30,31,543
			Staff LIC		4,68,645	4,79,474
			Staff Professional Tax		3,36,200	3,28,400
			Staff PT (KSPUC)		13,200	
			PT Renewal		2,500	2,500
			Staff welfare		83,312	61,403
			Student Scholarship			30,03,815
			Student Excess fee		4,76,740	3,34,980
			Student's Uniform		5,00,000	8,93,133
			Students Education Loan		2,60,000	60,000
			Students Gp. insurance		73,830	1,10,285
			TDS(Suppliers)		4,18,322	5,73,947
			Telephone Charges		1,22,505	78,376
			Transportation Charges		6,520	2,650
			Travelling expenses		20,592	6,367
			Vehicle Maintenance		27,20,164	17,98,925
			VTU Exam Fee		43,92,217	22,40,980
			VTU Fee		25,82,775	31,19,300
			Workshop & Seminars		6,59,758	2,01,742
			Accrued Interest		21,74,314	12,65,017
			TDS (Incom Tax)			
			BESCOM	1,956		2,076
			FD Interest	7,11,394		3,40,934
			Online Exam	500		7,445
			VTU Remuneration	23,874	7,37,724	45,373
			Consultancy			4,64,750
			PSN (Buses)			46,800
			Closing Balance:			9,07,378
			Cash	20,984		29,517
			Union Bank (A/c 000032)	5,00,013		2,32,188
			Union Bank (AB 009)	3,17,52,973		73,28,202
			Axis Bank (93916)	71,51,168		3,31,93,518
			Axis Bank- Principal A/c	3,70,585	3,97,95,722	
TOTAL		53,65,48,713	37,05,85,532	TOTAL		4,07,83,425
					53,65,48,713	37,05,85,532

(R RAJAGOPAL NAIDU)
PRESIDENT

(R.LEELA-SHANKAR RAO)
SECRETARY

(NEERAJAKSHULU T)
TREASURER

(M.YOGAMURTHY)
COMMITTEE AUDITOR

(L.KRISHNA MOORTHY)
CHARTERED ACCOUNTANT
Firm Reg. No.001421S

(L.KRISHNA MOORTHY)
PARTNER

Mem NO:024772

Bangalore-76

PRINCIPAL
K.S. INSTITUTE OF TECHNOLOGY
BENGALURU - 560 109

UDIN 23024772BGXJTV1283

K.S.INSTITUTE OF TECHNOLOGY
SCHEDULE FOR FIXED ASSETS AS ON 31ST MARCH, 2023

Name of the assets	WDV as on 01.04.2022 (Rs.)	Additions (Rs.)		Total (Rs.)	Sale/Trans fer(Rs.)	Total (Rs.)	Depn. Rate %	Depn. Value (Rs.)	WDV as on 31.03. 2023 (Rs.)
		Up to 30.09.2022	Up to 31.03.2023						
Buildings									
KSIT Blding (Transfer from KS)	11,62,53,435.00			11,62,53,435		11,62,53,435	10%	1,16,25,344	10,46,28,092
Hostel Building (Transfer from KS)	8,11,63,676.00			8,11,63,676		8,11,63,676	10%	81,16,368	7,30,47,308
	19,74,17,111			19,74,17,111		19,74,17,111		1,97,41,711	17,76,75,400
Furniture & fixtures									
KSIT	53,26,463	3,52,230	7,95,259	64,73,952		64,73,952	10%	6,07,632	58,66,320
KS.Hostel	12,58,691		11,46,370	24,05,061		24,05,061	10%	1,83,188	22,21,873
Vessels (Hostel)	1,44,118	28,297	2,69,492	4,41,907		4,41,907	10%	30,716	4,11,191
	67,29,272	3,80,527	22,11,121	93,20,920		93,20,920		8,21,536	84,99,384
Electrical fittings.									
Electrical Equipments (KSIT)	7,63,457	13,135	40,845	8,17,437		8,17,437	10%	79,701	7,37,736
Electrical fittings (Hostel)	2,49,774			2,49,774		2,49,774	10%	24,977	2,24,797
Office equipment (KSIT)	43,11,487	33,984	5,81,965	49,27,436		49,27,436	10%	4,63,645	44,63,791
Motor & Pumpset (KSIT)	2,56,048			2,56,048		2,56,048	10%	25,605	2,30,443
Office equipment (KS Hostel)	3,02,493	78,800	27,022	4,08,315		4,08,315	10%	39,480	3,68,835
Motor & Pumpset (K.S.Hostel)	1,26,538		25,000	1,51,538		1,51,538	10%	13,904	1,37,634
	60,09,797	1,25,919	6,74,832	68,10,548		68,10,548		6,47,313	61,63,234.80
	21,01,56,180	5,06,446	28,85,953	21,35,48,579		21,35,48,579	10%	2,12,10,560	19,23,38,019
Lab Equipments									
Chemistry lab	3,16,716			3,16,716		3,16,716	15%	47,507	2,69,209
Mechanical lab	8,84,815			8,84,815		8,84,815	15%	1,32,722	7,52,093
Physics lab	1,94,778	84,075		2,78,853		2,78,853	15%	41,828	2,37,025
Electronics lab	29,74,911	6,00,000	7,10,000	42,84,911		42,84,911	15%	5,89,487	36,95,424
Telecommunication Lab	4,37,182			4,37,182		4,37,182	15%	65,577	3,71,605
AIML Lab		1,96,855		1,96,855		1,96,855	15%	29,528	1,67,327
	48,08,402	8,80,930	7,10,000	63,99,332		63,99,332		9,06,650	54,92,682.20
College Equipments									
Generator	5,16,693			5,16,693		5,16,693	15%	77,504	4,39,189
Swift, Creta car, Qualis sale	6,44,752			6,44,752		6,44,752	15%	96,713	5,48,039
Kitchen Equipment	3,37,096			3,37,096		3,37,096	15%	50,564	2,86,532
Television (Placement)		1,15,000		1,15,000		1,15,000	15%	17,250	97,750
Basic Science	56,072			56,072		56,072	15%	8,411	47,661
Sports Equipments	69,543			69,543		69,543	15%	10,431	59,112
	16,24,156	1,15,000		17,39,156		17,39,156		2,60,873	14,78,282.60
Hostel Equipments									
Water Cooler	9,983			9,983		9,983	15%	1,497	8,486
WiFi		4,13,000		4,13,000		4,13,000	15%	61,950	3,51,050
Bicycle	517			517		517	15%	78	439
Television	71,889			71,889		71,889	15%	10,783	61,106
Treadmill			1,00,000	1,00,000		1,00,000	15%	7,500	92,500
Grainder Hostel	5,834			5,834		5,834	15%	875	4,959
Kitchen Equipment	37,96,490			37,96,490		37,96,490	15%	5,69,474	32,27,017
	38,84,713	4,13,000	1,00,000	43,97,713		43,97,713		6,52,157	37,45,556.05
	1,03,17,271	14,08,930	8,10,000	1,25,36,201		1,25,36,201	15%	18,19,680	1,07,16,521

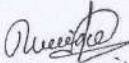
Thomas S
PRINCIPAL

K.S. INSTITUTE OF TECHNOLOGY
BENGALURU - 560 109

Contd...2


Library books	8,89,045	23,331	78,486	9,89,862		9,89,862	40%	3,80,248	6,09,614
Computer lab	21,76,841	37,07,074	11,17,402	70,01,317	37,500	69,63,817	40%	25,77,046	43,86,771
Solar equipment (Hostel)	1,300		4,02,660	4,03,960		4,03,960	40%	81,052	3,22,908
	30,66,186	37,30,405	15,98,548	83,95,139		83,57,639	40%	30,38,346	53,19,293
Buses	44,53,446			44,53,446	16,000	44,37,446	30%	13,31,234	31,06,212
Maruthi Van		5,39,065		5,39,065		5,39,065	30%	1,61,720	3,77,346
	44,53,446	5,39,065		49,92,511		49,76,511		14,92,953	34,83,558
TOTAL	22,79,93,083	61,84,846	52,94,501	23,94,72,430	53,500	23,94,18,930		2,75,61,540	21,18,57,391

Note: Depreciation is calculated on the Assets acquired on or after 01.10.2022 at 50% of the normal rate of depreciation applicable


(R. RAJAGOPAL NAIDU)
PRESIDENT


(NEERAJAKSHULU T)
TREASURER


(R. LEELA SHANKAR RAO)
SECRETARY


(M. YOGAMURTHY)
COMMITTEE AUDITOR

FOR L. KRISHNA MOORTHY & CO
CHARTERED ACCOUNTANTS


Firm Reg No. 001491S

(L. KRISHNA MOORTHY)

PARTNER
Mem. No. 024772

UDIN 23024772.BG.XJ.TV.23




PRINCIPAL
K.S. INSTITUTE OF TECHNOLOGY
BENGALURU - 560 109

K.S.INSTITUTE OF TECHNOLOGY
Schedule for Balance Sheet As on 31.03.2023

OTHER LIABILITIES

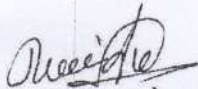
SL.NO	PARTICULARS	AMOUNT (Rs.)	AMOUNT (Rs.) 31-3-2023	AMOUNT (Rs.) 31-3-2022	AMOUNT (Rs.) 31-3-2022
	OTHER LIABILITIES				
1	<u>Staff LIC Payable:</u>				
	Opening Balance	40,282		40,848	
	Add: Recd. during the year	4,63,466		4,78,908	
		5,03,748		5,19,756	
	Less: Paid during the year	4,68,645	35,103	4,79,474	40,282
2	<u>Group LIC Payable:</u>				
	Opening Balance	26,166		2,250	
	Add: Recd. during the year	80,728		79,074	
		1,06,894		81,324	
	Less: Paid during the year	1,05,134	1,760	55,158	26,166
3	<u>a) Staff PT Payable:</u>				
	Opening Balance	24,800		25,600	
	Add: Recd. during the year	3,69,200		3,27,600	
		3,94,000		3,53,200	
	Less: Paid during the year	3,36,200	57,800	3,28,400	24,800
	<u>b) Staff PT (KSPUC)</u>				
	Recd. during the year	18,800			
	Less: Paid during the year	13,200	5,600		
4	<u>Staff Income Tax Payable :</u>				
	Opening Balance	3,90,440		1,94,980	
	Add: Recd. during the year	30,19,105		32,27,003	
		34,09,545		34,21,983	
	Less: Paid during the year	28,99,880	5,09,665	30,31,543	3,90,440
5	<u>Students Scholarships Payable:</u>				
	Opening Balance	5,59,325		5,63,175	
	Add: Recd. during the year	1,800		29,99,965	
		5,61,125		35,63,140	
	Less: Paid during the year /Balance Written Off	5,61,125	Nil	30,03,815	5,59,325
6	<u>Other Payables</u>				
	<u>E-Governance:</u>				
	Opening Balance		59,87,495		59,87,495
7	<u>Auditors fee payable:</u>				
	Opening Balance	20,000		20,000	
	Add: during the year	20,000		20,000	
		40,000		40,000	
	Less: Paid during the year	20,000	20,000	20,000	20,000


Contd...2


Sharma

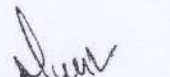
PRINCIPAL
K.S. INSTITUTE OF TECHNOLOGY
BENGALURU - 560 109

8	<u>Student Excess Fee</u>				
	Opening Balance			40,000	
	Add: Recd. During the year			2,94,980	
				3,34,980	
	Less: Paid during the year			3,34,980	
9	<u>Inter Institutional Balances</u>				
	KSIT Hostel Loan				
	Receive during the year		1,00,000		
10	<u>Students/ Teachers welfare fund:</u>				
	Opening Balance	9,640		6,680	
	Add:during the year	3,080	12,720	2,960	9,640
11	<u>ESI payable:</u>				
	Opening Balance	29,081		28,038	
	Add:Employees Contribution	95,435		87,992	
		1,24,516		1,16,030	
	Less: Paid During the year	89,030	35,486	86,949	29,081
12	<u>EPF payable:</u>				
	Opening Balance	3,94,907		4,18,104	
	Add:Employees Contribution	25,19,492		25,25,720	
		29,14,399		29,43,824	
	Less: Paid During the year	24,99,224	4,15,175	25,48,917	3,94,907
			71,80,804		74,82,136


(R. RAJAGOPAL NAIDU)
PRESIDENT


(R. LEELA SHANKAR RAO)
SECRETARY



(NEERAJAKSHULU T)
TREASURER



(M. YOGAMURTHY)
COMMITTEE AUDITOR



PRINCIPAL
K.S. INSTITUTE OF TECHNOLOGY
BENGALURU - 560 109


K.S.INSTITUTE OF TECHNOLOGY
Schedule for Balance Sheet as on 31.03.2023

SL.NO	PARTICULARS	AMOUNT (Rs.)	AMOUNT (Rs.) 31-3-2023	AMOUNT (Rs.)	AMOUNT (Rs.) 31-3-2022
	DEPOSITS & ADVANCES (ASSETS)				
1	<u>BESCOM Deposit : OB</u>				
	a) KSIT College		4,36,683		4,36,683
	b) KSIT Hostel		1,72,550		1,72,550
2	<u>LPG Deposit: OB</u>				
	KSIT College		11,500		11,500
	KSIT Hostel		30,745		30,745
	Rent Advance (KSIT Hostel)		13,20,000		
	<u>Staff Advance (KSIT Hostel):</u>				
	Paid during the year	30,000			
	Less: Received during the year	20,000	10,000		
3	<u>VTU Research Grants A/C</u>				
	Paid during the year		37,400		37,400
			20,18,878		6,88,878
4	<u>Inter Institutional Balances</u>				
	<u>a) Kammavari Sangham</u>				
	Opening Balance	28,71,11,917		27,27,65,621	
	Add: Paid During the year	4,77,97,296	33,49,09,213	1,43,46,296	28,71,11,917
	<u>b)KSIT Hostel fee receivalbes</u>				
	KSSEM/KSP/KSSA: Opening Balance	20,98,270		37,60,250	
	Add:Hostel fee receivables (KSSEM)	35,000		20,98,270	
		21,33,270		58,58,520	
	Less: Received during the year	20,98,270	35,000	37,60,250	20,98,270
	<u>c) KS PU College</u>				
	Opening Balance	2,88,447			
	Less: Received during the year	2,88,447	Nil		
			33,49,44,213		2,88,447
	c) KS PU College				28,94,98,634
5	<u>TDS receivables : (Income Tax)</u>				
	Opening Balance	40,55,705		31,48,327	
	Add: Paid During the year	4,18,322		9,07,378	40,55,705
		44,74,027			
	Less: Received during the year	4,18,322			
		40,55,705			
	Add:TDS For the Year	7,37,724	47,93,429		
	TOTAL		34,17,56,520		29,42,43,217


(R. RAJAGOPAL NAIDU)
PRESIDENT


(R. LEELA SHANKAR RAO)
SECRETARY


(NEERAJAKSHULU T)
TREASURER


(M. YOGAMURTHY)
COMMITTEE AUDIT

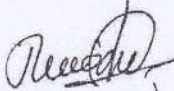

PRINCIPAL
K.S. INSTITUTE OF TECHNOLOGY
BENGALURU - 560 109

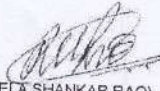
K.S.INSTITUTE OF TECHNOLOGY

SCHEDULE : 5


Schedule for Cash and Bank Balances As on 31.03.2023


particulars	AMOUNT (Rs.)	AMOUNT (Rs.)	AMOUNT (Rs.) 31-3-2023	AMOUNT (Rs.)	AMOUNT (Rs.) 31-3-2022
Cash Balance:					
KSIT College		20,984		29,517	
KSIT Hostel		27,765	48,749	8,200	37,717
a) ANDHRA BANK:					
FIXED DEPOSIT: OB	6,04,60,644			2,88,81,638	
Add: Deposits made during the year	9,57,34,923			6,03,11,939	
Add : Accrued Interest for the year 2022-23	6,06,385			9,50,912	
	15,68,01,952			9,01,44,489	
Less : FD Matured during the year	12,56,33,772	3,11,68,180		2,96,83,845	6,04,60,644
Less : Withdrawn during the year					
b) AXIS BANK:					
FIXED DEPOSIT:					
Opening Balance	2,22,70,228			4,89,57,450	
Add: Deposits made during the year	16,50,00,000			5,70,00,000	
Add : Accrued Interest for the year 2022-23	15,67,929			3,14,105	
	18,88,38,157			10,62,71,555	
Less : FD Matured, during the year	6,00,00,000	12,88,38,157		8,40,01,327	2,22,70,228
c) KARNATAKA BANK					
FIXED DEPOSIT:					
Opening Balance	3,03,40,272				
Add: Deposits made during the year	5,14,59,708			6,03,40,272	
	8,17,99,980			6,03,40,272	
Less : FD Matured during the year	7,13,73,868	1,04,26,112	17,04,32,449	3,00,00,000	3,03,40,272
d) Union Bank (AB SB No.009) KSIT College	3,17,52,973			73,28,202	
e) Union Bank (CA No000032) KSGI	5,00,013			2,32,188	
f) Axis Bank (SB No.93916) KSIT College	71,51,168			3,31,93,518	4,07,53,908
g) Axis Bank- principal A/c	3,70,585	3,97,74,739			
h) Union Bank (SB No. 2333) KSIT Hostel		1,78,91,413	5,76,66,152	1,02,95,213	1,02,95,213
			22,81,47,350		16,41,57,982


(R. RAJAGOPAL NAIDU)
PRESIDENT


(R. LEEEA SHANKAR RAO)
SECRETARY


(NEERAJAKSHULU T)
TREASURER


(M. YOGAMURTHY)
COMMITTEE AUDITOR

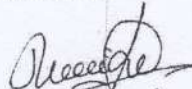

PRINCIPAL
K.S. INSTITUTE OF TECHNOLOGY
BENGALURU - 560 109


K.S.HOSTEL (RECEIPTS & PAYMENTS)


10) RECEIPTS

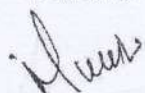
OB Cash & Bank Balances


	Rs.	Rs.
a) Food & Accomidation charges		1,03,03,413
Direct	3,57,32,558	
KSIT	1,98,516	
KSSEM	35,000	3,59,66,074
KSSEM fee received.	15,43,488	
KSSA fee received	3,06,524	
KSP fee received	2,48,258	20,98,270
b) Caution Deposit		22,40,000
c) Miscellaneous Income		3,135
d) KSSEM Loan		1,00,000
e) Bank Interest		2,12,291
Staff advance	20,000	
f) TDS Received	42,085	62,085
5) PAYMENTS		
A) HOSTEL EXPENDITURE		
Provisions	6181716	
Milk	14,59,559	
Vegetables	17,80,865	
Water Charges	3,481	
Gas	13,07,350	
Conveyance	1,15,400	
Pooja/Dasara Exp	50,443	
Cleaning & Maintenance Charges	53,39,276	
Electricity Charges	11,08,138	
Security Service	1,40,000	
Telephone Charges	2,494	
News Paper & Magazines	35,569	
Repairs & Maintenance	13,44,741	
Printing Stationery	5,520	
Generator Maintenance	1,92,524	
Bank Charges	1,519	
Medical Exps.	252	1,90,68,847
B) TDS Paid	42,085	
C) Vessels	2,97,789	
D) Refund of Caution Deposit	2,94,000	
Motor & Pumpset	25,000	
Office equipment	2,05,822	
Solar System	4,02,660	
Furniture & Fixtures	11,46,370	
Treadmill	1,00,000	
Staff advance	30,000	
Rent Advance	13,20,000	
Kammavari Sangham Loan	1,00,00,000	1,38,63,726
Closing Balance		
cash	27,765	
Bank Balance	1,78,91,413	1,79,19,179


(R. RAJAGOPAL NAIDU)
PRESIDENT


(R. LEELA SHANKAR RAO)
SECRETARY


(NEERAJAKSHULU T)
TREASURER


(M. YOGAMURTHY)
COMMITTEE AUDITOR


PRINCIPAL
K.S. INSTITUTE OF TECHNOLOGY
BENGALURU - 560 109